



PGL Château de Grande Romaine



Year 6

visit Château de Grande Romaine, Lesigny, Paris

September 2025

Mrs Goode, Miss Ramli, Mrs Barrett, Mr Smith, Mr Baykaa-Murray, Mrs Challis...

Travel arrangements



Travel Arrangements

Comfortable
coach and Eurotunnel
Regular stops



- Books, games, cards, magazines, etc. to help make the time pass more quickly.
- Picnics, snacks etc. for the outward journey. Regular stops will be made en route. Certain foods are not allowed through customs – we will send a list.
- There will be space for one piece of luggage per person plus a small piece of hand luggage.



Accommodation and facilities



- **PGL Château de Grande Romaine** is situated just 20 miles from the centre of Paris, and only 22 miles from Disneyland Paris.

Accommodation

All rooms are en-suite.

Children are accommodated in four or six bedded rooms in bunk beds.

Adult rooms are amongst the children rooms to ease supervision.



Security

Safe and Secure: All external doors are locked at night to restrict access and a Duty Manager can be contacted on site 24 hours a day.

The centre exceeds the requirements of local legislation and are subject to **regular inspection** by external bodies.



Facilities



- Several study/seminar rooms, spacious dining room, disco, full sized football pitch, tennis courts, basketball courts, volleyball court, boules pitches, activity bases.

Facilities



- Food – there is a Continental breakfast, packed lunch, 3 choices for dinner
- Water is provided regularly and water fountains are around the site
- Please bring plastic water bottles for Eiffel Tower!
- Free time activity zone



PGL Staff

Qualified, friendly
and helpful PGL Staff



Instructors

Specifically trained for our programmes, PGL instructors use their specialist skills and instruction abilities to ensure the delivery of a safe and rewarding activity session.

Excursion Staff

Trained staff will accompany the group on local excursions.



- Activities may include buggy building, team challenge, orienteering and sensory trails.
- Instructors hold the relevant British qualifications for the activities they lead.








Supervised evening programme



- The children will enjoy evening activities lead by the instructors
- These will include Mini Olympics, Chateau Hunt, Eggtastic and Disco

Itinerary for Visit to Chateau de Grande Romaine

Date	Time	Activity	Led by	Equipment needed
Monday 15 September 	At school for 5.30am Leave 6.00am TBC Tunnel at 11.20am Arrive 5.30pm (French time)	Depart Almondsbury CE Primary Travel to Folkstone Tunnel Terminal and cross to Calais, Travel to Château de Grande Romaine, unpack.	School staff	Packed breakfast, packed lunch, plenty of drinks
	5.30pm, 6.30pm 7.30pm	Tour of chateau and facilities, Dinner, Evening activity – Chateau Scavenger Hunt and Eggastic? TBC	PGL staff with school staff	None
Tuesday 16 September 	8.00am 9.30am 1.30pm	Breakfast, Visit to local market, tour of local town and town trail. Lunch, Afternoon activities of buggy building, orienteering and team challenge.	PGL and school staff	Rucksack and pocket money
	6.00pm 7.30pm	Dinner Evening activity – Visit to Snail Farm	PGL staff with school staff	None
Wednesday 17 September 	7.40am 9:00 - 9.30am	Breakfast Sight seeing tour of Paris including visits to Eiffel Tower, ride on the boat and Musee d'Orsay.	PGL and school staff	Rucksack and pocket money
	6.45pm 7.30pm	Dinner Evening activity – Crepes or Mini Olympics? TBC	PGL staff with school staff	None
Thursday 18 September 	8.00am 9.30am	Breakfast Visit to Disneyland Paris	PGL and school staff	Rucksack and pocket money
	7.00pm 8.00pm	Dinner Evening activity – Boules tournament/Disco	PGL staff with school staff	None
Friday 19 September 	7.30am 10.00am 12 noon 2.20pm	Breakfast, Pack, centre activity, depart Château de Grande Romaine, Visit to Chocolate Factory Eurotunnel	School staff	Rucksack and packed lunch from the Chateau
	5:30 – 6:30 Approx. 7.30 – 8:30pm	McDonalds stop Return to Almondsbury CE Primary	School staff	

Excursions



- Brie Comte Robert – a pretty little town with market and where the children will complete a town trail.


Excursions

Paris

- Tour Eiffel
- Bateaux Parisienne
- Musee d'Orsay
- Sight seeing tour



Excursions - Disneyland Paris



Useful information

- **Insurance**
- PGL Insurance is included for all tours. The cover is provided by AVIVA.
- Health and safety risk assessments are completed for the site itself, all the activities and the excursions.
- **Pocket Money**
- We recommend the children bring €60. We will keep this safe in safety deposit boxes at the centre.
- **Clothing**
- See kit list: sensible shoes or trainers are advised along with a sweatshirt, complete change of clothes in case of bad weather, sports gear (for activity session) and waterproof coat/hat.
- Letters to go in suitcases / be sent ahead to the centre.
- **Passport**
- Children will travel on their individual passports. A scan / copy of this must be sent into school by the end of this week. We will then collect up passports the week before the trip.
- Children need to bring their European Health Card / Global Health Insurance Card – these we will collect up along with passports.
- **Contact**
- We will regularly update you by text as well as adding to the school website.
- Upon our return, we will use a WhatsApp / Arbor to inform you of our expected arrival time. Please let Mrs Goode/ Mr Bayka-Murray know if this will be a problem for you.

EQUIPMENT NEEDED

Waterproof coat (one that can be packed away easily)

Jeans/trousers or tracksuit (suitable for games activities and outdoor walks)

T-shirts

Nightclothes

Underwear

Trainers

Slippers

Towels (hand, bath)

Toiletries (including toothbrush)

Cameras (own responsibility and labelled) Water bottle

Warm jumpers/sweatshirts/fleeces

Insect repellent

Ruck sack (for day trips)

Pack of cards or small game

Clock/watch

Lanyard for ID badge

Notebook and pencils

Books to read

Plastic bags

Sun cream

Bite Cream

Everything should be named and packed in a suitcase or bag with the list of contents taped inside the lid. Please make sure your child knows what is in their case. Please teach your child how to pack their own case.

No mobile phones, i-Pods, jewellery or electronics.

